

[Back to listing](#)



**Themes:** Addiction, Allotments and Growing, Arts and Crafts, Befriending and Loneliness, Deaf/Hearing Impaired, Education and Learning, Food, Food Hubs, Gambling, Mental Health, Nature and Outdoors, Physical Disabilities, Visual Impairment, Volunteering, Green Social Prescribing

**Aimed at:** All People

We are a horticultural social enterprise providing work and placements, training and volunteering opportunities for people with long term, multiple and complex needs - ex offenders, recovering substance misusers, people with physical and mental ill health, people with physical and mental learning disabilities, school children struggling with their behaviour, and older people including those with dementia.

Rhubarb Farm supports the most vulnerable people, many of whom have fallen through or been rejected by other organisations. We accept referrals from anyone, including self-referrals and referrals from family members.

We do this through the growing of fruit and vegetables for a local market, supplying weekly veg bags and local farm shops, restaurants and pubs.

All those that Rhubarb Farm supports are called volunteers in recognition of the social and economic value they make. There is no time limit to any volunteer supported at the Farm, and high levels of support for people with high support needs.

Rhubarb Farm aims to make positive long-term changes to the lives of everyone it supports. This comes through providing support for as long as is needed to embed change.

**Area:** Bassetlaw, Bolsover

## Contact Details

Hardwick Street


Hardwick Street

NG20 9DR

[enquiries@rhubarbfarm.co.uk](mailto:enquiries@rhubarbfarm.co.uk)

01623 741210

<https://www.rhubarbfarm.co.uk/>



**Themes:** Addiction, Allotments and Growing, Arts and Crafts, Befriending and Loneliness, Deaf/Hearing Impaired, Education and Learning, Food, Food Hubs, Gambling, Mental Health, Nature and Outdoors, Physical Disabilities, Visual Impairment, Volunteering, Green Social Prescribing

**Aimed at:** All People

We are a horticultural social enterprise providing work and placements, training and volunteering opportunities for people with long term, multiple and complex needs - ex offenders, recovering substance misusers, people with physical and mental ill health, people with physical and mental learning disabilities, school children struggling with their behaviour, and older people including those with dementia.

Rhubarb Farm supports the most vulnerable people, many of whom have fallen through or been rejected by other organisations. We accept referrals from anyone, including self-referrals and referrals from family members.

We do this through the growing of fruit and vegetables for a local market, supplying weekly veg bags and local farm shops, restaurants and pubs.

All those that Rhubarb Farm supports are called volunteers in recognition of the social and economic value they make. There is no time limit to any volunteer supported at the Farm, and high levels of support for people with high support

needs.

Rhubarb Farm aims to make positive long-term changes to the lives of everyone it supports. This comes through providing support for as long as is needed to embed change.

**Area:** Bassetlaw, Bolsover

## **Contact Details**

Hardwick Street


Hardwick Street

NG20 9DR

[enquiries@rhubarbfarm.co.uk](mailto:enquiries@rhubarbfarm.co.uk)

01623 741210

<http://www.rhubarbfarm.co.uk>



**Themes:** Addiction, Allotments and Growing, Arts and Crafts, Befriending and Loneliness, Deaf/Hearing Impaired, Education and Learning, Food, Food Hubs, Gambling, Mental Health, Nature and Outdoors, Physical Disabilities, Visual Impairment, Volunteering, Green Social Prescribing

**Aimed at:** All People

We are a horticultural social enterprise providing work and placements, training and volunteering opportunities for people with long term, multiple and complex needs - ex offenders, recovering substance misusers, people with physical and mental ill health, people with physical and mental learning disabilities, school children struggling with their behaviour, and older people including those with dementia.

Rhubarb Farm supports the most vulnerable people, many of whom have fallen through or been rejected by other organisations. We accept referrals from anyone, including self-referrals and referrals from family members.

We do this through the growing of fruit and vegetables for a local market, supplying weekly veg bags and local farm shops, restaurants and pubs. All those that Rhubarb Farm supports are called volunteers in recognition of the social and economic value they make. There is no time limit to any volunteer supported at the Farm, and high levels of support for people with high support needs.

Rhubarb Farm aims to make positive long-term changes to the lives of everyone it supports. This comes through providing support for as long as is needed to embed change.

**Area:** Bassetlaw, Bolsover

## **Contact Details**

Hardwick Street


Hardwick Street

NG20 9DR

[enquiries@rhubarbfarm.co.uk](mailto:enquiries@rhubarbfarm.co.uk)

01623 741210

<http://facebook.com/RhubarbFarmCIC>



**Themes:** Addiction, Allotments and Growing, Arts and Crafts, Befriending and Loneliness, Deaf/Hearing Impaired, Education and Learning, Food, Food Hubs, Gambling, Mental Health, Nature and Outdoors, Physical Disabilities, Visual Impairment, Volunteering, Green Social Prescribing

**Aimed at:** All People

We are a horticultural social enterprise providing work and placements, training and volunteering opportunities for people with long term, multiple and complex needs - ex offenders, recovering substance misusers, people with physical and mental ill health, people with physical and mental learning disabilities, school

children struggling with their behaviour, and older people including those with dementia.

Rhubarb Farm supports the most vulnerable people, many of whom have fallen through or been rejected by other organisations. We accept referrals from anyone, including self-referrals and referrals from family members.

We do this through the growing of fruit and vegetables for a local market, supplying weekly veg bags and local farm shops, restaurants and pubs.

All those that Rhubarb Farm supports are called volunteers in recognition of the social and economic value they make. There is no time limit to any volunteer supported at the Farm, and high levels of support for people with high support needs.

Rhubarb Farm aims to make positive long-term changes to the lives of everyone it supports. This comes through providing support for as long as is needed to embed change.

**Area:** Bassetlaw, Bolsover

### **Contact Details**

Hardwick Street


Hardwick Street

NG20 9DR

[enquiries@rhubarbfarm.co.uk](mailto:enquiries@rhubarbfarm.co.uk)

01623 741210

<https://twitter.com/@rhubarbfarm1>



**Themes:** Addiction, Allotments and Growing, Arts and Crafts, Befriending and Loneliness, Deaf/Hearing Impaired, Education and Learning, Food, Food Hubs, Gambling, Mental Health, Nature and Outdoors, Physical Disabilities, Visual Impairment, Volunteering, Green Social Prescribing

**Aimed at:** All People

We are a horticultural social enterprise providing work and placements, training and volunteering opportunities for people with long term, multiple and complex needs - ex offenders, recovering substance misusers, people with physical and mental ill health, people with physical and mental learning disabilities, school children struggling with their behaviour, and older people including those with dementia.

Rhubarb Farm supports the most vulnerable people, many of whom have fallen through or been rejected by other organisations. We accept referrals from anyone, including self-referrals and referrals from family members.

We do this through the growing of fruit and vegetables for a local market, supplying weekly veg bags and local farm shops, restaurants and pubs.

All those that Rhubarb Farm supports are called volunteers in recognition of the social and economic value they make. There is no time limit to any volunteer supported at the Farm, and high levels of support for people with high support needs.

Rhubarb Farm aims to make positive long-term changes to the lives of everyone it supports. This comes through providing support for as long as is needed to embed change.

**Area:** Bassetlaw, Bolsover

**Contact Details**

Hardwick Street

Hardwick Street

NG20 9DR

[enquiries@rhubarbfarm.co.uk](mailto:enquiries@rhubarbfarm.co.uk)

01623 741210

<https://www.instagram.com/rhubarbfarm>

[Back to Listing](#)